

ROCKTRON

TECHNOLOGY FOR GUITARISTS

Guitar Silencer Instruction Manual



This pedal is:



May be covered by one or more of the following: U.S. Patents #4538297, 4647876, 4696044, 4745309, 4881047, 4893099, 5124657, 5263091, 5268527, 5319713, 5333201, 5402498 and 5493617.

Other patents pending. Foreign patents pending.

Compliance



Your Guitar Silencer™ pedal has been tested and complies with the following Standards and Directives as set forth by the European Union:

Council Directive(s):
Compatibility

89/336/EEC

Electromagnetic

Standard(s):

EN55013, EN50082-1

This means that this product has been designed to meet stringent guidelines on how much RF energy it can emit, and that it should be immune from other sources of interference when properly used. Improper use of this equipment could result in increased RF emissions, which may or may not interfere with other electronic products.

To insure against this possibility, always use good shielded cables for all audio input and output connections. This will help insure compliance with the Directive(s).

For more information about other Rocktron products, please see your local dealer or one of our importers closest to you (listed on the Rocktron website (www.rocktron.com)).

Read all instructions contained in this manual.
Keep these instructions
Heed all warnings
Follow all instructions.
Do not use this apparatus near water.
Clean with dry cloth.

Copyright © 2009 GHS Corporation
All Rights Reserved.

Precautions

Refer all service to qualified service personnel. Servicing is required when the apparatus has been damaged in any way, such as power supply or plug is damaged, liquid has been spilled or objects have fallen into the apparatus or if the apparatus has been exposed to rain or moisture, does not operate normally or has been dropped.

DO NOT ATTEMPT TO SERVICE THIS EQUIPMENT. QUALIFIED PERSONNEL SHOULD SERVICE THIS EQUIPMENT ONLY. DO NOT MAKE ANY INTERNAL ADJUSTMENTS OR ADDITIONS TO THIS EQUIPMENT AT ANY TIME OR TAMPER WITH INTERNAL ELECTRONIC COMPONENTS AT ANY TIME. FAILURE TO FOLLOW THESE INSTRUCTIONS MAY VOID THE WARRANTY OF THIS EQUIPMENT AS WELL AS CAUSING A SHOCK HAZARD.

OPERATING TEMPERATURE

Do not expose this unit to excessive heat. This unit is designed to operate between 32 F and 104 F (0 C and 40 C). This unit may not function properly under extreme temperatures.

Do not block any ventilation openings (if applicable). Install in accordance with the manufacturer's instructions.

Do not install near any heat sources such as radiators, heat registers, stoves or other apparatus (including amplifiers) that produce heat.

This product is not equipped with a plug or cable. This pedal runs on a 9 Volt Battery, if a 9Volt DC adapter is the used please follow adapter manufacturer's operation instructions. Only used attachments/accessories specified by the manufacturer.

Do not use this product with any case, stand tripod, bracket or table that is not specified by the manufacturer. Insure that the case, stand, tripod, bracket etc. is properly adjusted and setup (follow all instructions). Extra care and caution should be taken to avoid tip over and injury.

Unplug this apparatus during lightening storms or when unused during long periods of time.

Introduction:

Now you can achieve noise exterminating bliss with Rocktron's incredible new Guitar Silencer stomp box that combines patented HUSH® noise reduction technology with a noise gating process. This combination of two means to achieve noise elimination provides one outrageous noise killing device!

No matter what style of playing you do, from pop to metalhead madness, the Guitar Silencer is your swiss army knife for wiping out hiss and silencing those changes in your music. The Guitar Silencer allows you to go from heavy all out distortion to SILENCE by muting your guitar strings! All this WITHOUT changing your tone! That's right, we said your tone will not be changed!

There are times when your music calls for single-ended noise reduction...that softer version of noise elimination that allows your sustain to ring out, unaffected, while getting rid of creeping hiss and circuit noise – and that is what Rocktron's patented HUSH does so well. Then there are times when you want “hard” noise gating, to chop the ends of your notes while achieving instant noise kill. (This was first achieved remarkably in metal by Dimebag Darrel of Pantera fame while recording with the original rack mounted Rocktron Guitar Silencer years ago). This new stomp box provides BOTH of these noise reducing methods in one simple pedal that takes a

Introduction continued....:

minimum of space on your pedalboard.

Part of the Rocktron Boutique Series of stomp boxes this pedal features True Bypass design in a rugged metal chassis with eye popping retro custom design laser etched artwork.


As an incredible bonus, you can add True Bypass to your favorite distortion pedal when adding the Guitar Silencer to your setup!

Controls for the Guitar Silencer include GATE, which is the Threshold at which the noise gate portion of the effect will clamp to silence. The HUSH control determines the Threshold of the noise floor you want the HUSH portion of the effect to reduce. The ACTIVE LED lights up when the Gate Threshold has been met.

INPUT is for the original audio source. SEND determines the original audio source to be used by the effect input. RETURN is the output of the effect.

The footswitch on the Guitar Silencer controls On/Off status (indicated by the LED). This stomp box runs on a 9V Alkaline battery. You may also use the Rocktron DC OnTap Universal Power Adaptor.

Descriptions



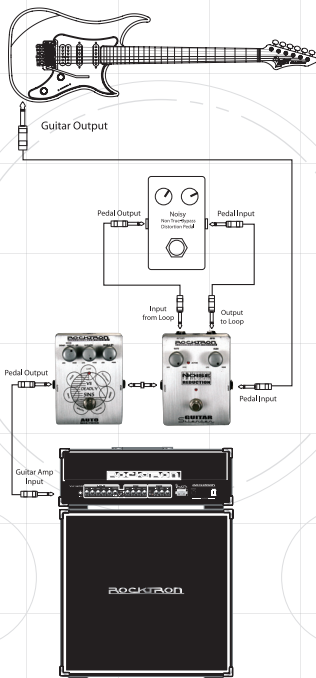
Descriptions continued.....

- 1 GATE Control - This control determines the threshold at which the noise gate portion of the effect will clamp to silence. The ACTIVE Led will light when the GATE Threshold has been met.
- 2 RETURN Jack - Use this jack to return the signal from pedals in the loop. This jack can also accept a RTS Stereo cable and will merge a stereo effect output (RTS) to mono.
- 3 9VDC Input - This input jack provides 9VDC power to the pedal from the Rocktron DC OnTap 9V power supply (sold separately).
- 4 ACTIVE Led - This LED works in conjunction with the GATE Control and will light when the GATE Threshold has been met.
- 5 SEND Jack - Use this jack to send the signal to the loop. From here, plug into the input jack of the first pedal in the loop.
- 6 HUSH Control - This control determines the threshold of the noise floor you want the HUSH portion of the effect to reduce.


Descriptions continued.....

- 7 ON/OFF Led - This LED shows if the pedal is on or off. When the LED is light the pedal is on. When the LED is not light the pedal is off.
- 8 INPUT Jack - Using a standard 1/4" guitar cable, plug your guitar into this jack.
- 9 OUTPUT Jack - This jack provides the output of the pedal. Use a 1/4" guitar cable to plug into the next pedal or into a guitar amplifier.
- 10 FOOTSWITCH - Use this switch to turn on or off the loop. When the LED is ON, the loop is on (or in the signal path). When the LED is OFF the loop is OFF (or out of the signal path).

Typical Connection



Specifications

Maximum Input	10dBu
Maximum Output	9.6Bu
Input Impedance	1M Ω
Output Impedance	100 Ω
Current Consumption	25mA
Power Requirements	9V Alkaline Battery or Rocktron DC OnTap Uni- versal Power Supply (sold seperately). Negative tip.
	DC 9V 
Dimensions	95mm x 122mm x 56mm 3.75" x 4.75" x 2.25"
Weight	420g 14.81 oz

How to change the battery:

To change the battery, turn the pedal over and remove the 4 screws on the bottom. Remove the back cover. Carefully remove the old battery and replace it with a new 9V Alkaline battery. Replace battery in the same area as the old battery was located. Place the back cover on the pedal and re-insert the screws.

Save yourself tons of money in batteries by using the Rocktron DC OnTap Universal Power Supply to power this pedal (sold seperately). The Rocktron DC OnTap provides a constant flow of power to the pedal, unlike a battery that will degrade over time. The Rocktron DC OnTap Univeral Power Supply can also power up to 20 pedals and can be used with both 110V and 220V power sources.

Check, www.rocktron.com for more information on the DC OnTap and where to purchase.

ROCKTRON

TECHNOLOGY FOR GUITARISTS

Rocktron - A Division of GHS Corporation
2813 Wilber Ave
Battle Creek MI 49037
USA

www.rocktron.com
info@rocktron.com
tel: 1-269-968-3351